

INE-5GS-2300

**RUGGED INDUSTRIAL
UNMANAGED SWITCH**

Unmanaged, 5*10/100/1000Base-T(X) RJ45, dual power supply 9~60VDC, Optional DIN Rail Mounting



Serial Comm®

Data Conversion Experts

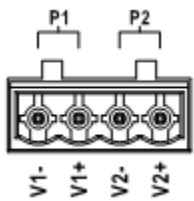
**INDUSTRIAL PROVEN
RELIABILITY**



PRODUCT OVERVIEW

The INE-5GS-2300 is a rugged industrial grade slim unmanaged Gigabit Ethernet switch with 5 Gigabit RJ45 ports, a 12/24/48VDC (9-60VDC) redundant power input, and an attached removeable DIN Rail mount.

POWER SUPPLY CONNECTION



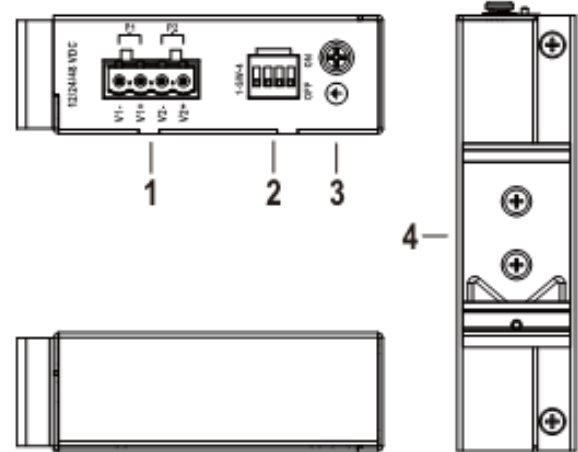
The INE-5GS-2300 utilizes a 4-pin terminal block as a power input with a voltage range of 12/24/48VDC (9-60VDC). The power input can support either one single power supply, or two separate power supplies at the same time for redundancy. When the power input uses the redundant power supply, P1 is the

primary power input and P2 is the secondary power input. The terminal block also supports anti-reverse connection so that if the power supply is connected backwards, the device won't get powered or become damaged.


DIP SWITCH SETTINGS

No.	Definition	Operation
1	Forced 100M	Set the switch to the ON position to force ports 1-5 to be 100M.
2	Storm Suppression	Set the switch to the ON position to enable the storm suppression function.
3	VLAN	Set the switch to the ON position to set port 1 as the uplink port and ports 2-5 as the downlinks. Each downlink port is isolated from each other.
4	Flow Control	Set the switch to the ON position to enable the flow control function.

PANEL DESIGN



1. Power Input Terminal Block
2. DIP Switch
3. Grounding Screw
4. Removeable DIN Rail Mount
5. N/A
6. Ethernet Port LED Indicators
7. Running LED Indicator (RUN)
8. Power LED Indicator
9. Ethernet Ports



Visit Our Website

Jeddy Ventures Limited Liability Company
2400 Belmar Blvd, Unit B-15
Wall Township, NJ 07719
PHONE: 1 (877) 218-7964
FAX: 1 (732) 7490-3598
EMAIL: sales@serialcomm.com
SITE: SerialComm.com



Certified to
ISO 9001:2015



REVISION: 1.1

INE-5GS-2300

**RUGGED INDUSTRIAL
UNMANAGED SWITCH**

Unmanaged, 5*10/100/1000Base-T(X) RJ45, dual power supply 9~60VDC, Optional DIN Rail Mounting



Serial Comm®

Data Conversion Experts

**INDUSTRIAL PROVEN
RELIABILITY**



SPECIFICATIONS

TECHNOLOGY STANDARDS

STANDARDS: IEEE 802.3 for 10BaseT
IEEE 802.3u for 100BaseTX
IEEE 802.3ab for 1000BaseTX
IEEE 802.3x for Flow Control
IEEE 802.1Q for VLAN

PROCESSING TYPE: Store and forward

SWITCH PROPERTIES

MAC ADDRESS: 2K

PACKET BUFFER: 2Mbits

BACKPLANE BANDWIDTH: 14G

SWITCH TIME DELAY: <10µs

INTERFACE PROPERTIES

RJ45 PORT: 5x 10/100/1000Base-T(x), auto flow control, full/half duplex mode, auto MDI/MDI-X

LED INDICATORS: Power indicator, running indicator, interface indicator

DIP Switch: 1: forced 100M | 2: storm suppression | 3: VLAN | 4: flow control

MECHANICAL PROPERTIES

MATERIAL: Hardened Steel

PROTECTION GRADE: Rugged - IP40

WEIGHT: 1.10 lb (0.50 kg)

MOUNTS: DIN-Rail Mounting

POWER REQUIREMENTS

OPERATION VOLTAGE: 9-60VDC, Redundant Dual Inputs

CONNECTION: 1x Removable 4-Contact Terminal Block

POWER CONSUMPTION: No-load: 0.2W at 12VDC

Full-load: 1.6W at 12VDC

PROTECTION: Reverse Polarity Protected

ENVIRONMENT PROPERTIES

OPERATING TEMP.: -40°C - 75°C (-40°F - 167°F)

STORAGE TEMP.: -40°C - 85°C (40°F - 185°F)

HUMIDITY: 5% - 95%, (No Condensation)

REGULATORY APPROVALS

EMI: FCC Part 15 Subpart B Class A
CE EN 55032 Class A

FREE FALL: IEC 60068-2-32


SHOCK: IEC 60068-2-27

VIBRATION: IEC 60068-2-6

GREEN: RoHS Compliant

MTBF: 416,641 Hours

WARRANTY: 5 Year Replacement



Visit Our Website

Jeddy Ventures Limited Liability Company
2400 Belmar Blvd, Unit B-15
Wall Township, NJ 07719
PHONE: 1 (877) 218-7964
FAX: 1 (732) 7490-3598
EMAIL: sales@serialcomm.com
SITE: SerialComm.com



Certified to
ISO 9001:2015



REVISION: 1.1

INE-5GS-2300

RUGGED INDUSTRIAL
UNMANAGED SWITCH

Unmanaged, 5*10/100/1000Base-T(X) RJ45, dual power supply 9~60VDC, Optional DIN Rail Mounting



Serial Comm®

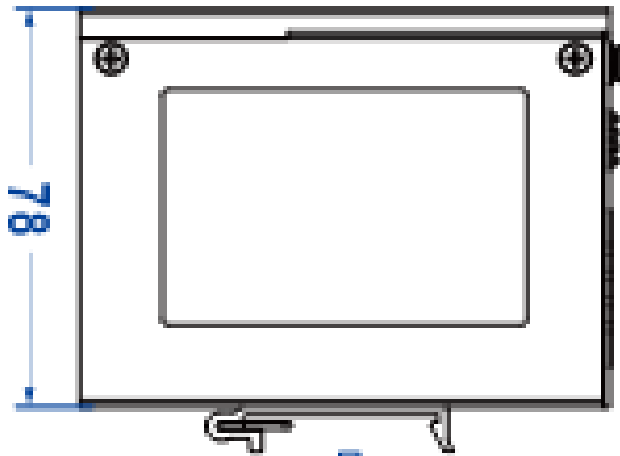
Data Conversion Experts

INDUSTRIAL PROVEN
RELIABILITY



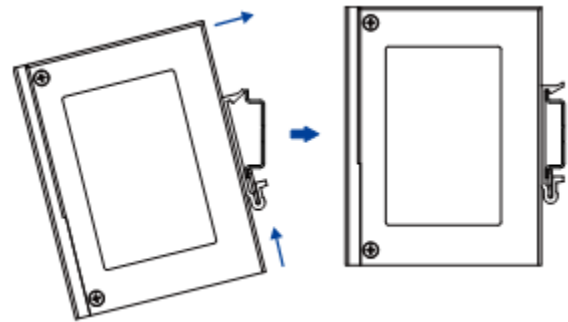
DIMENSIONS

Units: mm



DIN RAIL MOUNTING


The INE-5GS-2300 includes a removable standard 35mm Din Rail mount which is compatible with most DIN Rail racks. Mounting steps are as follows:



- Step 1 Power off the Ethernet switch.
- Step 2 Check that the DIN Rail mount is firmly installed on the Ethernet switch.
- Step 3 Insert the bottom of the DIN Rail mount (the end with the spring supports) into the bottom of the DIN Rail on the rack.
- Step 4 Tilt and push the Ethernet switch forward so that the rest of the mount clips onto the rail.
- Step 5 Confirm that the Ethernet switch is securely mounted.

DIN RAIL REMOVAL

- Step 1 Power off the ethernet switch.
- Step 2 Slightly tilt the device downwards to shift out the top of the DIN Rail from the DIN Rail mount.
- Step 3 The Ethernet switch can now be removed from the rail.



Visit Our Website

Jeddy Ventures Limited Liability Company
2400 Belmar Blvd, Unit B-15
Wall Township, NJ 07719
PHONE: 1 (877) 218-7964
FAX: 1 (732) 7490-3598
EMAIL: sales@serialcomm.com
SITE: SerialComm.com



Certified to
ISO 9001:2015



REVISION: 1.1